



Antsy Nancy



ABOUT US

Antsy Nancy provides on-site, “how to” skills classes for home, health, and happiness.

Master skills classes are designed for beginners with diverse project offerings. Categories include Arts & Crafts, Cooking & Entertaining, Gardening & Landscaping, Holiday Projects, Home Decorating, and Health, Wellness & Beauty.

Expert instruction, tools and materials are all provided by professional Antsy Nancy staff. Each class results in a new skill learned and a successful project for students to share with family and friends.



CLASS DETAILS

Class and Materials Fee is \$35 per person with a 10-person minimum and a 25-person maximum.*

Estimated headcount is requested at event booking, with final headcount required a minimum of 1 week prior to class date. Customer will be billed based upon the final headcount provided – no exceptions. If class allows, DIY kits will be provided for no-shows and cancellations. Invoices are due within 15 days of class date. Cancellation within 30 days of scheduled class date, results in \$175 cancellation fee.

**Many classes can accommodate more than 25 students, please inquire. We are also happy to provide a 2nd date if you begin a waiting list.*



BEST PRACTICE TIPS

Our goal is to enhance your member engagement and support your efforts to strengthen loyalty and drive growth for your club.

To achieve our mutual goals and to maximize class registrations, we recommend:

- Survey members for preferred class activities, day and time,
- Coordinate calendar with other club staff and members to avoid competing events,
- Post activities months in advance, encourage early registration, take up-front payment, and post cancellation policy clearly,
- Promote classes in newsletters, on social media, inside club, and in-person to members at events.



Cooking & Entertaining





Seasonal Charcuterie Board

Valentine's, Fall, 4th of July, Mother's Day, etc.

Make a crowd-pleasing, holiday inspired charcuterie board at this Antsy Nancy class. We'll pair perfect savory meats and cheeses, with sweet fruit and chocolate to create a taste as spectacular as our board looks.



A close-up photograph of several large cookies decorated with royal icing. One cookie is red with white polka dots, another is pink with white wavy lines, and a third is red with white marbled patterns. A heart-shaped cookie is also visible, decorated with small pink and white heart sprinkles.

Holiday Cookie Decorating

***Valentine's, Christmas, Hannukah, Halloween, Mini
Gingerbread Houses***

Holiday cookies have never looked sweeter! We will learn the basic skills of bordering and flooding with royal icing and more advanced tips and tricks, like blending designs and creating patterns. Each student will receive a box of 6 sugar cookies with their own royal icing bags and sprinkle pots.





Cocoa Bombs

Chocolate Dipped Strawberries, or Double Dipped Treats
Cocoa Bombs are hot cocoa mix and marshmallow stuffed confections wrapped in chocolate. Dropped in warm milk, they melt away to create the perfect cup of hot chocolate. Chocolate Bombs make great gifts! Our deluxe chocolate dipped strawberries make a stunning Valentine gift. We'll teach guests how to dip, drizzle, and sprinkle a perfectly decorated berry.





Seasonal Cupcake Decorating

Create a garden full of flower-topped cupcakes for your next get-together. We will use various Wilton piping tips and buttercream frosting and seasonal sprinkles to create gorgeous and delicious cupcakes. Lots of seasonal and kid-friendly options.





Limoncello

Cranberry Infused Vodka, Holiday Cocktails, Etc.

When life gives you lemons, make Limoncello! We will provide instructions and materials to make homemade Limoncello, along with an all-star cocktail demonstration and tasting. After class, students will just need to add their Vodka of choice and follow instructions to finish recipe. In addition, each student will etch a decanter.



Wine Tasting & Mixology

Summer Cocktail Spritzes, Holiday Happy Hour, Drinks Every Gentleman Should Know

We will provide all the wine tasting materials for a memorable and informative wine tasting class. Venue can work with a wine distributor of their choice, or we can schedule wine tasting with Scout & Cellar, clean-crafted wines rep. Cocktail mixing classes are a huge hit with seasonal themes.



Make & Take to Bake


Scones 3-Ways, Artisanal Pizza, Apple Pie, Baklava
Attendees will learn the process and recipe for making homemade scones, using only 7 basic ingredients before modifying to create 3 delicious variations. Sample tasting will be provided to students and their scones will be wrapped for at-home baking along with recipes.



Tamale Making

Sushi Making, Tableside Guacamole & Best-Ever Margaritas

In the Tamales class, students will learn the recipes for masa, and 2 traditional Tamale fillings, along with the best places to shop for ingredients. Students will sample pre-made tamales before filling a bag of the tamales they prepared to take home to enjoy with family.





Cactus Cuisine

Learn all about Arizona's edible desert cacti! The Prickly Pear, Saguaro, Cholla, and Barrel cactus all provide us with edible, seasonal opportunities. Learn how to identify, harvest, and prepare these desert delicacies as we sample some tasty treats, like Prickly Pear Margaritas, and Barrel Cactus Mango Salsa!





Holiday Projects



Wreath Making

*Holiday Ornament Wreath, Live Olive Branch Wreath,
Bunny Wreath with Faux Flowers*

Students will learn how to layer ornaments of varying color and size to create an aesthetically pleasing wreath that will compliment their holiday home décor.





Decoupage Eggs

Decoupage Flowerpot, Coasters

Students will learn how to decoupage eggs, using paper napkins, mod podge, and paint brushes. Finished eggs look gorgeous in a bowl or basket, or can be incorporated into a Spring wreath, or hanging from a natural branch arrangement.





Holiday Centerpiece

Fall, Spring, Mother's Day, Easter

Celebrate the changing of the seasons by creating a beautiful Fall centerpiece. Arranged in your personalized, stenciled craft pumpkin, we'll work with a Fall mix of roses, mums, and greenery.





Gardening & Landscaping





Fairy Gardens

Indoor Herb Garden, Succulent Garden

Introduce your child, grandchild, or kiddo you borrow for the day, to the wonders of gardening and the magical world of fairies! In this parent and child class, registrants will work together to plant Spring flowers in a bright outdoor pot, adding whimsical fairies or gnomes and their fun accessories. Every child will receive a pair of Fairy wings!





Health, Wellness, & Beauty



Bath Bombs


Cupcake Bombs, Luxe Lotion, Sugar Scrub, Lip Scrub
Attendees will learn the basic ingredients and process of making bath bombs, as well as the best place to purchase ingredients. These Bath Bombs are exploding with essential oils and tons of fizzy fun. Make these Bath Bombs to create indulgent opportunities to settle in for a good soak or make them as gifts!





Melt & Pour Soap

Enter the art of soap making with the melt and pour method. A clear melted soap base is colored, scented, and shaped by pouring into a mold. In minutes, they're ready to be wrapped to use at home or given as gifts. Melt and pour is a great way for beginners to wade into the sudsy world of soap making and spa crafts.



Candle Painting & Making

Create gorgeous holiday or seasonal candles with acrylic paints. We'll teach you how to make gorgeous floral designs or vines, or modern lines, using painter's tape. For candle making, we use quality soy wax and customize with essential oils, dyes, dried flowers and herbs, and even crystals.



Tarot Card Reading

The tarot is a deck of 78 picture cards used for centuries to reveal hidden truths and unravel future mysteries. More and more people have discovered in the tarot a powerful tool for personal growth and insight. Our goal in this beginner course is to show you how to use and read the cards. You don't need "psychic powers" to use the tarot successfully. All you need is an open mind and a willingness to develop your natural intuition. Just think what a hit you will be at the next family reunion or office retreat!



Vision Board

A well-crafted vision board is more than a visual depiction of your New Year resolutions, it's a visual reminder of the SMART (Specific, Measurable, Achievable, Realistic, Time-Sensitive) goals you have for every area of your life; career/school, family, hobbies, finance, and health/fitness. We've ensured your finished product will look good hanging in your home or office, because for a Vision board to work, you need to see it.



Jewelry Making

In this beginner's class, students will learn to work with jewelry making tools to shape and wrap wire, form loops, and work with eye pins and jump ring elements to design custom earrings. Each attendee will receive jewelry making materials and select beads to design 2 pairs earrings along with a gift box. We will provide instruction for basic and advanced techniques.






Arts & Crafts



Wine Glass Etching or Painting

Once you know how to etch, you'll be amazed how much fun you'll have adding monograms, logos, and designs on your glassware. Looking for unique and affordable gift ideas? How about wine and monogrammed glasses to your sister, or a nice bottle of scotch and decanter with UA logo etched for your boss?



Cork Classes

Are you a wine enthusiast? Do you have a drawer full of special corks? This bulletin board, tray, monogram, or cork trivet is adorable and easy to make and even more special when you use corks from bottles you've enjoyed. HINT: please bring corks! We will have a lot, but the more sizes and options, the better.



LET IT
snow


Breakfast Tray

Create an adorable breakfast tray (or tea, cocktail, cocoa, coffee, snack, etc. tray), using your choice of paints, mod podge, wood stain, and stencils. With hundreds of stencils, paint colors, and pretty papers to choose from, this is a class that you'll want to take again and again!



Stenciled Canvas

Creative but not a gifted artist? Me too. That's why I'll never try to sell a painting class. I will teach you how to mix paints to create a gorgeous sunset or ombre background and then utilize stencils to create a clever silhouette in the foreground. Create a solo piece on a large canvas, or work as a group to create a multi-piece collage.





Mosaic Tile Tray

Mosaic Tile Picture Frame, Planter, Catch-all Tray, or Bird Bath

We'll teach you the art of mosaics with a simple to understand and easy to succeed project. Using square glass tiles and a wooden serving tray, you can create a custom design in your color and pattern choice. Once you have the process down, you can use the same skills with rocks, ceramic pieces, glass, and even broken dishes and terra cotta pots!





Teacup Bird Feeder

Teacup Topiary

Calling all Bridgerton fans and birdwatchers! This beautiful teacup bird feeder makes a great tea party keepsake or perfect gift for Mother's Day. Especially when wrapped up with a package of our homemade birdseed. We'll also create a special homemade card. Trust me, it's the 'tweetest' thing you've ever seen!





Memory Boxes

Create a special memory box to store greeting cards, recipes, jewelry, or even cigars! Using your choice of paints, wood stain, stencils, and loads of gems and embellishments. The toughest decision will be whether to gift the box to someone special or keep it for yourself!





Journal Making

We will teach you how to transform a plain notebook into a stunning custom journal for travel, reflection, to track recipes, gardening plans, a special project, or specific teambuilding activity. Using papers, stamps, stickers, cards, ribbons, bling, markers, stencils, and ... you name it, we've got it ... you'll be inspired to fill the pages of your newly transformed notebook.



Mo



birthdays

Jan Feb Mar Apr May Jun Jul Aug Sep Oct Nov Dec



Birthday & Anniversary Board

Never forget a family birthday or anniversary again with this beautiful keepsake nearby! Each name in your family will hang beneath their birthday month. We will customize your board with your last name and preferred font, using Cricut vinyls.



Bubble Gum Machine Candy Jars

Gingerbread House Snow Globe

Create a garden full of flower-topped cupcakes for your next get-together. We will use various Wilton piping tips and buttercream frosting and seasonal sprinkles to create gorgeous and delicious cupcakes. Lots of seasonal and kid-friendly options.



Hand Embroidery

Choose a canvas apron, tote bag or a garden apron and customize with your name or artwork, using needle, thread and easy to learn running stitch. Add extra embellishments with fabric markers and stencils or adorn with ribbons, poms, and other cute add-ons.





Custom Iron-Ons

Add your club logo, team name to golf shirts, tote bags, t-shirts, tea towels, or aprons. With the Cricut iron-on vinyls and easy to use design program, we can have a lot of fun customizing apparel.





Dream Catchers

Guests will learn the cultural significance, aesthetic meaning, and design techniques to create a custom Dream Catcher.





CONTACT INFO

Heidi Yribar
Founder & CEO

Email: Heidi.Yribar@Antsy-Nancy.com

Office: (520) 639-6458
Mobile: (520) 990-3649

5655 E River Rd. #101
Tucson, AZ 85750

Antsy-Nancy.com



Follow our classes on Social Media!

